



# AMAZONIA (BRAZIL) NUTS & PINE NUTS ROUND TABLE



INC XL WORLD NUT AND  
DRIED FRUIT CONGRESS  
MAY 22-24, 2023

# Panel

---


- Chair: **Edward Danon**, Director, Voicevale, UK
- **Daniel Suraez Rocha**, Sales Manger, Amazonas Manutata, Bolivia/Peru
- **Munish Minocha**, CEO, Caro Nut, USA
- **Mehmet Cikmaz**, Executive Manager, Kahraman Tarim, Türkiye
- **Charles Ma**, Senior BD Manager (Tianjin) Produce Limited, China

**Antitrust Statement:** The fundamental purpose of this session is for the participants to discuss different aspects of the nut and dried fruit industry. It is the policy and practice of the INC Foundation to conduct all its meetings and activities in strict compliance with antitrust and competition laws. There shall be no discussions of competitively sensitive information, including but not limited to prices, rates, coverage, market practices, claims settlement practices, customers or any other competitive aspect of an individual company's operation. INC participants to this meeting commit not to enter into any agreements between undertakings, decisions by associations or undertakings and concerted practices which may affect trade and which have as their object or effect the prevention, restriction or distortion of competition within the internal market. Each participant is obligated to prevent any discussion from falling outside these bounds. **Copyright Notice:** All images used in this presentation are for educational purposes only. They are either in the public domain and not subject to copyright, or have been purchased. All images used in this presentation are the property of their respective copyright owners.

# Brazil Nut Program

---

- Amazonian Nut Video
- Crop Forecast
- Round Table
  - Consumer trends
  - State of the industry
  - Current challenges and how to prepare for future ones
  - Sustainability
  - Established and emerging markets



XL World Nut and Dried Fruit Congress. London, May 22-24, 2023

## ESTIMATED WORLD AMAZONIA (BRAZIL) NUT PRODUCTION

**In-shell Basis.** Metric Tons

COUNTRY	2022/2023				2023/2024			
	BEG. STOCK	CROP	TOTAL SUPPLY	ENDING STOCK	BEG. STOCK	CROP	TOTAL SUPPLY	ENDING STOCK
BOLIVIA	3,000	69,000	72,000	6,450	6,450	57,000	63,450	3,000
PERU	600	13,500	14,100	1,650	1,650	10,800	12,450	1,500
BRAZIL	450	4,500	4,950	600	600	6,000	6,600	600
<b>WORLD TOTAL</b>	<b>4,050</b>	<b>87,000</b>	<b>91,050</b>	<b>8,700</b>	<b>8,700</b>	<b>73,800</b>	<b>82,500</b>	<b>5,100</b>


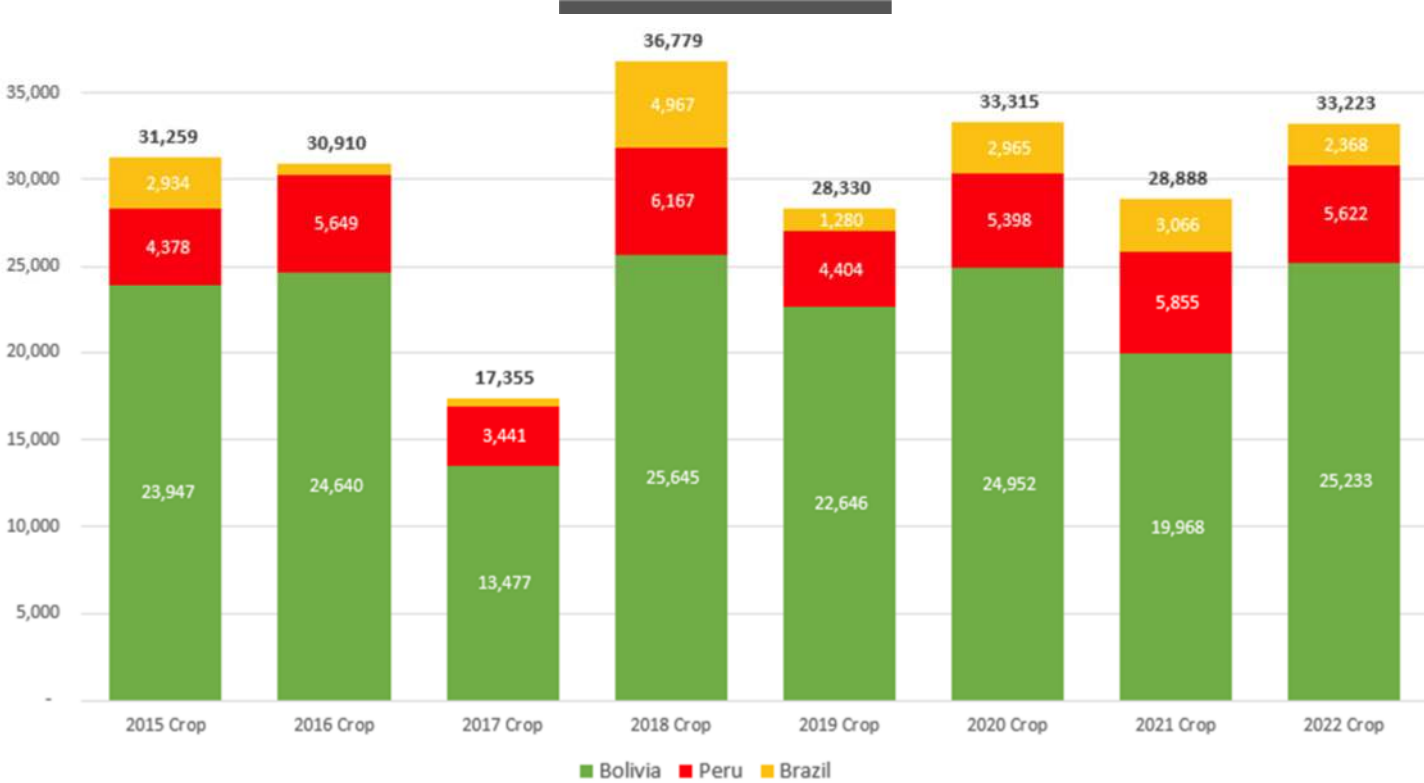
WORLD CONSUMPTION (T. Supply - End. Stock) **82,350**


**Kernel Basis.** Metric Tons

COUNTRY	2022/2023				2023/2024			
	BEG. STOCK	CROP	TOTAL SUPPLY	ENDING STOCK	BEG. STOCK	CROP	TOTAL SUPPLY	ENDING STOCK
BOLIVIA	1,000	23,000	24,000	2,150	2,150	19,000	21,150	1,000
PERU	200	4,500	4,700	550	550	3,600	4,150	500
BRAZIL	150	1,500	1,650	200	200	2,000	2,200	200
<b>WORLD TOTAL</b>	<b>1,350</b>	<b>29,000</b>	<b>30,350</b>	<b>2,900</b>	<b>2,900</b>	<b>24,600</b>	<b>27,500</b>	<b>1,700</b>

WORLD CONSUMPTION (T. Supply - End. Stock) **27,450**

# Exports by Crop Year Shipments March to Feb (MT)






# Brazil Nut Round Table

# Pine Nut Program

- Crop Forecast
- Round Table
  - State of the industry
  - Consumer trends
  - Current challenges and how to prepare for future ones
  - Sustainability
  - Established and emerging markets



XL World Nut and Dried Fruit Congress. London, May 22-24, 2023

## ESTIMATED WORLD PINE NUT PRODUCTION

**In-shell Basis.** Metric Tons

COUNTRY	2022/2023				2023/2024			
	BEG. STOCK	CROP	TOTAL SUPPLY	ENDING STOCK	BEG. STOCK	CROP	TOTAL SUPPLY	ENDING STOCK
<b>FAR EAST</b>								
CHINA	2,500	50,000	52,500	5,000	5,000	45,000	50,000	n/a
RUSSIA	5,000	34,500	39,500	2,500	2,500	20,000	22,500	n/a
NORTH KOREA	5,000	30,000	35,000	8,000	8,000	20,000	28,000	n/a
MONGOLIA	0	18,000	18,000	500	500	6,000	6,500	n/a
AFGHANISTAN	0	9,100	9,100	2,000	2,000	4,400	6,400	n/a
PAKISTAN	800	7,000	7,800	1,500	1,500	4,300	5,800	n/a
<b>SUBTOTAL</b>	<b>13,300</b>	<b>148,600</b>	<b>161,900</b>	<b>19,500</b>	<b>19,500</b>	<b>99,700</b>	<b>119,200</b>	<b>n/a</b>
<b>MEDITERRANEAN (<i>Pinus pinea</i>)</b>								
TÜRKIYE	320	3,700	4,020	830	830	5,400	6,230	n/a
PORTUGAL	100	1,200	1,300	0	0	3,120	3,120	n/a
SPAIN	400	1,200	1,600	900	900	2,880	3,780	n/a
ITALY	0	4,000	4,000	0	0	2,000	2,000	n/a
OTHERS	0	350	350	0	0	350	350	n/a
<b>SUBTOTAL</b>	<b>820</b>	<b>10,450</b>	<b>11,270</b>	<b>1,730</b>	<b>1,730</b>	<b>13,750</b>	<b>15,480</b>	<b>n/a</b>
<b>WORLD TOTAL</b>	<b>14,120</b>	<b>159,050</b>	<b>173,170</b>	<b>21,230</b>	<b>21,230</b>	<b>113,450</b>	<b>134,680</b>	<b>n/a</b>

<b>WORLD CONSUMPTION (T. Supply - End. Stock)</b>	<b>151,940</b>
---	----------------

Source: INC



## ESTIMATED WORLD PINE NUT PRODUCTION

Kernel Basis. Metric Tons

COUNTRY	2022/2023				2023/2024			
	BEG. STOCK	CROP	TOTAL SUPPLY	ENDING STOCK	BEG. STOCK	CROP	TOTAL SUPPLY	ENDING STOCK
<b>FAR EAST</b>								
CHINA	625	15,500	16,125	1,550	1,550	13,950	15,500	n/a
RUSSIA	1,650	10,000	11,650	725	725	5,800	6,525	n/a
NORTH KOREA	1,250	7,500	8,750	2,000	2,000	5,000	7,000	n/a
MONGOLIA	0	5,900	5,900	165	165	2,000	2,165	n/a
AFGHANISTAN	0	4,500	4,500	970	970	2,200	3,170	n/a
PAKISTAN	380	3,360	3,740	720	720	2,150	2,870	n/a
<b>SUBTOTAL</b>	<b>3,905</b>	<b>46,760</b>	<b>50,665</b>	<b>6,130</b>	<b>6,130</b>	<b>31,100</b>	<b>37,230</b>	<b>n/a</b>
<b>MEDITERRANEAN (Pinus pinea)</b>								
TÜRKIYE	90	890	980	200	200	1,300	1,500	n/a
PORTUGAL	19	220	239	0	0	520	520	n/a
SPAIN	80	220	300	150	150	490	640	n/a
ITALY	0	800	800	0	0	400	400	n/a
OTHERS	0	70	70	0	0	70	70	n/a
<b>SUBTOTAL</b>	<b>189</b>	<b>2,200</b>	<b>2,389</b>	<b>350</b>	<b>350</b>	<b>2,780</b>	<b>3,130</b>	<b>n/a</b>
<b>WORLD TOTAL</b>	<b>4,094</b>	<b>48,960</b>	<b>53,054</b>	<b>6,480</b>	<b>6,480</b>	<b>33,880</b>	<b>40,360</b>	<b>n/a</b>

<b>WORLD CONSUMPTION (T. Supply - End. Stock)</b>	<b>46,574</b>
---	---------------

Source: INC



# Pine Nut Round Table



# Thank you



**INC XL WORLD NUT AND  
DRIED FRUIT CONGRESS  
MAY 22-24, 2023**